

Aegon BlackRock LifePath Flexi 2061-2063 (BLK)

Defined Contributions

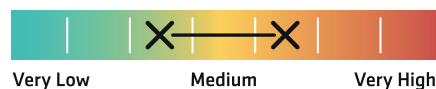
Fund facts

Fund type	LIFE
Domicile	UK
Issuing company	Aegon/Scottish Equitable plc
Use of Income	Accumulation
Base Currency	GBP
Entry Fees	No
Exit Fees	No
Performance Fee	No
Benchmark	Composite Benchmark
Fund value (millions)	£7,595.49
Inception date	07 April 2015
Additional expenses	0.00%

All Aegon BlackRock LifePath Flexi funds have an all-inclusive annual management charge. Please call our helpline for details of the annual management charge rate that will apply to your investment.

Relative Risk Profile

Each LifePath Flexi fund automatically changes its investment mix over time from higher-risk to lower-risk investments and therefore the risk rating of each fund will vary over time from 5 (Medium-High) at the beginning of the investment cycle to 3 (Medium-Low) at the maturity date of the fund.



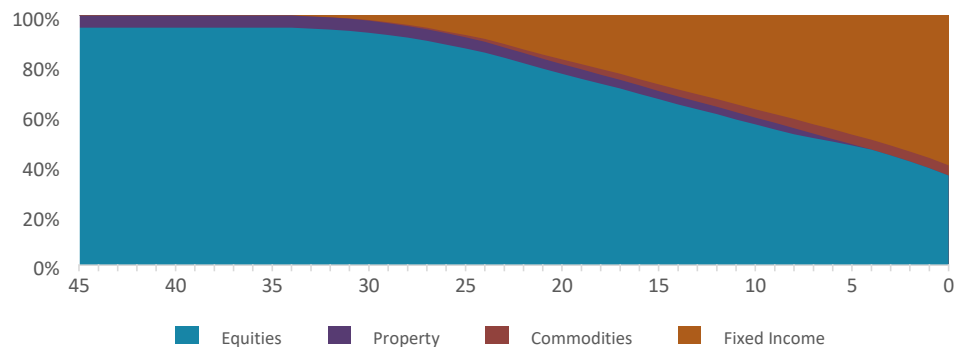
These risk ratings are only applicable to funds available via TargetPlan. Other risk ratings apply across the rest of our fund range and they, or ratings from other providers, are not comparable. Be aware that even lower risk investments can fall in value.

Fund objective

The fund objective is to provide target date retirement funds with an asset allocation that changes over time. The Fund will gain exposure to global equities, fixed income instruments, property and commodities and may also invest in other permitted assets. Each LifePath Fund will automatically adjust its investment strategy as it progresses towards its maturity date, on or around 30 June in the middle year of the Fund. From 10 years prior to its maturity date the Fund's investment allocation changes over time towards a portfolio of predominantly fixed income assets and some equities. This portfolio is designed for members who wish to stay invested post-retirement and draw down an income from their Defined Contribution pot. Exchange rate movements can affect the value of investments that are in foreign currencies and therefore the LifePath strategy will use specific instruments with the aim of hedging out the majority of the foreign currency exposures.

Understanding the LifePath Flexi asset allocation strategy

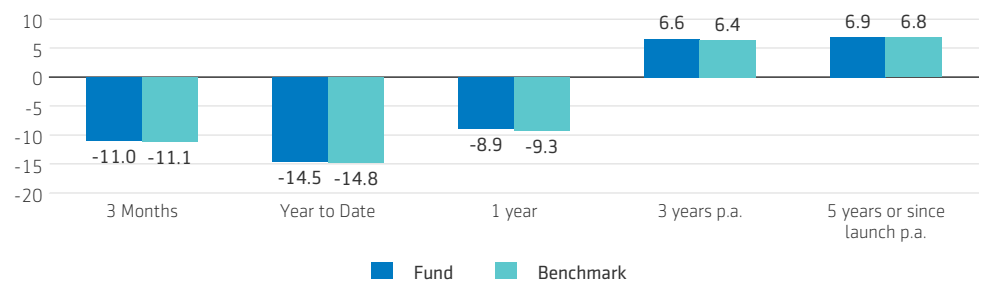
LifePath Flexi takes into account the changes in investors' needs through their working life. This chart shows how an investor's investment mix will change gradually as they get nearer to their target retirement date. The bottom right 'zero' represents the target retirement date of the fund.



Fund performance

Aegon BlackRock LifePath Flexi 2061-2063 (BLK)

% returns



Standardised yearly fund performance (%)

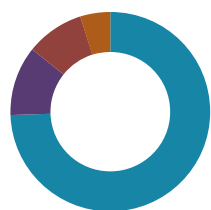
	30/06/2017	30/06/2018	30/06/2019	30/06/2020	30/06/2021	30/06/2022
Fund	9.4	5.2	-0.4	33.6	-8.9	
Benchmark	9.5	5.3	-0.7	33.7	-9.3	

Past performance is not a reliable guide to future performance. The value of investments and the income from them can fluctuate and are not guaranteed. Investors may not get back the full amount invested. Performance shown is gross of the annual management charge but is net of additional expenses (if any) incurred within the fund. The annual management charge will reduce the performance figures shown. Source: Scottish Equitable plc.

Aegon BlackRock LifePath Flexi 2061-2063 (BLK)

Asset allocations

Strategic asset allocation



Strategic asset allocation represents the target allocation of the LifePath asset allocation strategy. Actual asset allocation at any time may differ, but will be rebalanced periodically to the strategic asset allocation.

To provide a like for like comparison with the benchmark, a special price is calculated monthly at the close of business on the last working day. However, calculating this special price is not always possible and in these cases the standard price is used and this can lead to differences in performance reporting between fund and benchmark. Further differences in performance reporting between fund and benchmark may also arise due to the impact of timing, charges, cashflows, and the pricing basis of the underlying fund. Fund returns are calculated on a total return basis with dividends reinvested.

The value of your plan depends directly on a number of things, including the level of your pensions savings, charges, investment returns and the annuity rates available to buy your pension income when you decide to take your benefits. Levels and basis of, and reliefs from, taxation can also change. Any money that you invest in the plan is tied up until you take your retirement benefits. You cannot normally take the benefits until at least the age of 55.

The value of investments can fluctuate. Fluctuations may be particularly marked in the case of a higher volatility fund and the value of an investment may fall suddenly and substantially. Changes in exchange rates will affect the value of overseas investments. Emerging market investments are often associated with greater investment risk. Two main risks related to fixed income investing are interest rate risk and credit risk. Typically, when interest rates rise, there is a corresponding decline in the market value of bonds. Credit risk refers to the possibility that the issuer of the bond will not be able to repay the principal and make interest payments.

If the name of the Fund includes "BlackRock", "BlackRock" may be abbreviated to "BLK" on some materials such as Annual Benefit Statements.

Regulatory information - This document has been issued by Scottish Equitable plc. The Fund described in this document is available only to trustees and members of pension schemes registered under Part IV of the Finance Act 2004 via an insurance policy which would be issued either by Scottish Equitable plc, or by another insurer of such business. Aegon is a brand name of Scottish Equitable plc. Scottish Equitable plc, registered office: Edinburgh Park, Edinburgh EH12 9SE. Registered in Scotland (No. SC144517). Authorised by the Prudential Regulation Authority and regulated by the Financial Conduct Authority and the Prudential Regulation Authority. Financial Services Register number 165548. © 2022 Aegon UK plc

Risk Warnings - The information contained herein has been taken from trade and other sources which we deem reliable. We do not represent that such information is accurate or complete and it should not be relied upon as such. Any opinions expressed herein reflect our current judgement and may be subject to change. This document is intended for information purposes only and does not constitute investment advice or a solicitation of an offer to buy a policy or to invest it in the Fund described herein. Investment in the policy, or the Fund described in this document may not be suitable for all investors. It is recommended that you obtain independent advice prior to investing. Any objective or target will be treated as a target only and should not be considered as an assurance or guarantee of performance of the Fund or any part of it. The Fund objectives and policies include a guide to the main investments to which the Fund is likely to be exposed. The Fund is not necessarily restricted to holding these investments only. Subject to the Fund's objectives, the Fund may hold any investment and utilise any investment techniques, including the use of external insurance funds, securities lending and derivatives, permitted under the FCA's Conduct of Business Sourcebook. © Scottish Equitable plc. All rights reserved.

All data as at: 30 June 2022 Source: Scottish Equitable plc.



Aegon is a brand name of Scottish Equitable plc. Scottish Equitable plc, registered office: Edinburgh Park, Edinburgh EH12 9SE. Registered in Scotland (No. SC144517). Authorised by the Prudential Regulation Authority and regulated by the Financial Conduct Authority and the Prudential Regulation Authority. Financial Services Register number 165548. © 2022 Aegon UK plc

Contact Us: PBocomQueries@aegon.co.uk